














REGIONAL DELIVERIES (<1kg)									
									
DELIVERY COUNTRY	ARAMEX UGANDA LIMITED	DAFRIC	DHL INTERNATIONAL UGANDA LIMITED	EHS LOGISTICS (U) LIMITED	EMS POSTA UGANDA	MASH BUS SERVICES	NATION COURIERS	VISION COURIER	AVERAGE FEES
Burundi	279,000	N/A	182,912	204,697	115,000	N/A	N/A	N/A	195,402
Democratic Republic of Congo	279,000	20,000	239,400	204,697	124,500	N/A	N/A	N/A	173,519
Kenya	152,000	20,000	182,912	204,697	115,000	35,000	41,300	35,000	98,239
Rwanda	279,000	N/A	182,912	204,697	N/A	35,000	N/A	N/A	175,402
South Sudan	400,000	N/A	239,400	N/A	N/A	N/A	N/A	N/A	319,700
Tanzania	152,000	N/A	182,912	204,697	115,000	N/A	N/A	N/A	163,652


The **rates above** represent deliveries to selected neighboring countries within the East African Region, as provided by licensed Regional Courier Providers.

INTERNATIONAL DELIVERIES (<1kg)					
					
DELIVERY COUNTRY	ARAMEX UGANDA LIMITED	DHL INTERNATIONAL UGANDA LIMITED	EHS LOGISTICS (U) LIMITED	EMS POSTA UGANDA	AVERAGE FEES
Australia	400,000	510,914	204,697	224,000	334,903
Brazil	441,000	510,914	153,603	N/A	368,506
Canada	400,000	341,096	268,146	224,000	308,311
China	477,000	465,668	234,942	224,000	350,403
Egypt	279,000	414,675	204,697	N/A	299,457
Ethiopia	477,000	182,912	204,697	N/A	288,203
France	477,000	307,233	180,695	224,000	297,232
Ghana	477,000	239,400	204,697	124,500	261,399
India	190,000	465,668	149,549	224,000	257,304
Japan	400,000	465,668	204,697	224,000	323,591
Madagascar	400,000	239,400	204,697	N/A	281,366
Malaysia	400,000	465,668	204,697	N/A	356,788
Morocco	400,000	414,675	204,697	N/A	339,791
Nigeria	400,000	239,400	204,697	124,500	242,149
Qatar	279,000	414,675	211,004	N/A	301,560
Russia	441,000	307,233	N/A	N/A	374,117
Saudi Arabia	279,000	414,675	228,314	N/A	307,330
Senegal	419,000	239,400	204,697	N/A	287,699
Somalia	279,000	239,400	N/A	N/A	259,200
South Africa	279,000	239,400	204,697	N/A	241,032
Sweden	400,000	307,233	165,637	224,000	274,218
United Arab Emirates (UAE)	222,000	414,675	150,901	125,500	228,269
United Kingdom (UK)	477,000	307,233	180,695	125,500	272,607
United States of America (USA)	400,000	341,096	166,473	224,000	282,892
Zimbabwe	400,000	239,400	204,697	N/A	281,366

The **above charges** highlight selected destination countries across Africa, Europe, Asia, and the Gulf region. Delivery timelines and service features such as, tracking, insurance, reliability may vary depending on the destination.

COURIERS:

 are regulated and adhere to industry standards, ensuring your packages are handled securely and delivered on time.

 have tracking services that allow you to monitor your shipment's progress and ensure accountability for its delivery.



MODES OF DELIVERY

Modes:

Air Flight Sea & Land Cargo Last-Mile Courier



From air to road to last-mile
Multi-model delivery networks
connect business & customers
across Uganda

Licensed couriers offer insurance options, protecting you against loss or damage and providing compensation if issues arise.



MESSAGE FROM THE EXECUTIVE DIRECTOR:

Know Your Rates – A Consumer Guide to Pay TV, Post and Courier Pricing

The Uganda Communications Commission (UCC) recognises the vital role that broadcasting, post and courier services play in the daily lives of citizens. These services keep people informed and connected, while also facilitating trade and commerce both locally and internationally. In view of their importance to consumers and the broader economy, the Commission continues to prioritise a communications sector that is transparent, competitive and responsive to consumer needs.

In line with this commitment, the Commission is pleased to present the "Know Your Rates" Consumer Guide, a comprehensive reference of prices from authorised service providers. The guide contains updated pricing from licensed post and courier operators, enabling consumers to easily compare the cost of sending a 1 kg package to destinations within Uganda and abroad. In addition, the guide provides the latest Pay TV bouquet offerings and subscription fees, allowing viewers to compare available packages and select options that best suit their budgets and viewing preferences.

By using this guide to verify prices and compare services, consumers are empowered to make informed choices. This transparency also promotes healthy competition among service providers, ultimately contributing to improved service quality and greater value for consumers.

Connected Uganda 2030

Hon. Nyombi Thembo
EXECUTIVE DIRECTOR








As of March 2026 | All prices are quoted in UGX.

HOW TO USE THIS GUIDE

This guide is designed to help consumers make informed decisions when selecting Pay TV services as well as Post & Courier providers. To get the most value.

- Compare prices across providers:** Review the different Pay TV bouquets and courier rates presented to identify options that match your budget.
- Look beyond price:** Consider factors such as number of channels, content preferences, delivery timelines, and service reliability.
- Check service features:** For courier services, confirm availability of tracking, insurance, and delivery guarantees before making a choice.
- Match services to your needs:**
 - Choose Pay TV packages based on preferred content (sports, movies, local channels).
 - Select courier services depending on urgency (express vs standard delivery).
- Use official comparison platforms:** Visit www.tariffguideug.com and www.kompare.ug for updated and interactive comparisons.
- How to Lodge a Complaint:**
 - By completing a complaint form on our website: www.ucc.co.ug
 - Phone 0800 222 777 – Toll-free
 - Send an email to: complaints@ucc.co.ug
 - Via UCC's Social Media platforms: @UCC_Official; @ConsumerUCC
 - A letter addressed to:
(The Executive Director, UCC Plot 42-46 Spring Road Bugolobi, P.O. Box 7376 Kampala)

By using this guide effectively, you can select services that provide the best balance of cost, quality, and reliability.

TARIFFS FOR DIFFERENT PAY TV PLATFORMS						
S/N.	OPERATOR	BOUQUET NAME	NO. OF CHANNELS PER BOUQUET	LOCAL CHANNELS	INTERNATIONAL CHANNELS	MONTHLY SUBSCRIPTION (UGX)
1		Azam Play	151			45,000
		Azam Plus	137			30,000
		Azam Pure	104			13,000
		Azam Pure Weekly	104			5,000
		Total Channels		22	129	
2		DTH Super	128			60,000
		DTH Smart	111			36,000
		DTH Special	80			21,000
		DTH Nova	63			16,000
		Total Channels		49	122	
3		DTT Classic	97			36,000
		DTT Basic	81			21,000
		DTT Copa	65			16,000
		DTT Nova	54			14,000
		Total Channels		49	122	
4		Asia Plus	86			44,000
		Premium	73			36,500
		Classic	70			26,500
		Smart Plus	67			16,000
		Smart	63			12,000
Total Channels		18	68			
5		DStv Premium	165			320,000
		DStv Compact Plus	150			185,000
		DStv Compact	130			120,000
		DStv Family	110			76,000
		DStv Access	80			49,000
		DStv Lumba	40			17,000
		Total Channels		15	150	
6		Gotv Supa+	60			120,000
		Gotv Supa	50			76,000
		Gotv Max	40			58,000
		Gotv Plus	34			36,000
		Gotv Value	21			22,000
		Gotv Lite	10			15,000
		Total Channels		15	52	
7		Asian Package	146			85,000
		Total Channels		23	123	

A CONSUMER GUIDE TO PAY TV, POST AND COURIER PRICING

DELIVERY CHARGES FOR POST AND COURIER OPERATORS

DELIVERY DISTRICT/CITY	DOMESTIC DELIVERIES (<1kg)												
	ARAMEX UGANDA LIMITED	BASENALU LOGISTICS LIMITED	BOXLEO COURIERS SERVICES	COURIEMATE (WBPF CONSULTANTS LIMITED)	DAFRIC	DHL INTERNATIONAL UGANDA LIMITED	EBEE MOBILITY UGANDA LIMITED	EMS POSTA UGANDA	HESED HOLDINGS LIMITED	HYGIENE COURIERS LIMITED	INTEGRATED COURIER & LOGISTICS LIMITED	MAKIZTO COURIER & LOGISTICS	MASH BUS SERVICES
Adjumani	25,000	25,000	18,000	24,000	N/A	31,296	N/A	16,500	31,000	15,000	N/A	35,400	N/A
Agago	33,000	25,000	18,000	24,000	N/A	31,296	N/A	16,500	31,000	45,000	N/A	35,400	N/A
Alebong	90,000	25,000	18,000	24,000	N/A	31,296	N/A	16,500	31,000	45,000	N/A	35,400	N/A
Arua	90,000	25,000	18,000	24,000	3,000	31,296	N/A	14,500	31,000	15,000	33,000	18,880	N/A
Bombo	21,000	15,000	18,000	18,000	3,000	23,760	N/A	9,500	26,000	35,000	N/A	17,700	N/A
Bukedea	42,000	25,000	20,000	21,000	N/A	31,296	N/A	16,500	31,000	20,000	N/A	35,400	N/A
Bundibugyo	33,000	25,000	20,000	24,000	N/A	31,296	N/A	16,500	31,000	20,000	N/A	41,300	N/A
Bushenyi	21,000	25,000	20,000	24,000	N/A	31,296	N/A	14,500	26,000	15,000	N/A	21,240	N/A
Busia	25,000	25,000	18,000	18,000	3,000	23,760	N/A	14,500	26,000	15,000	N/A	21,240	N/A
Entebbe	14,000	15,000	18,000	12,000	3,000	18,900	N/A	9,500	11,000	15,000	N/A	11,800	N/A
Fortportal	21,000	25,000	18,000	18,000	3,000	31,296	N/A	14,500	26,000	15,000	33,000	21,240	N/A
Gulu	21,000	25,000	18,000	21,000	3,000	31,296	N/A	9,500	26,000	15,000	33,000	21,240	N/A
Hoima	21,000	20,000	18,000	21,000	3,000	31,296	N/A	14,500	26,000	15,000	N/A	18,880	N/A
Iganga	21,000	25,000	18,000	18,000	3,000	23,760	N/A	9,500	26,000	15,000	N/A	17,700	N/A
Ishaka	21,000	25,000	18,000	24,000	N/A	31,296	N/A	14,500	26,000	15,000	N/A	21,240	N/A
Jinja	21,000	15,000	18,000	15,000	3,000	23,760	N/A	9,500	21,000	15,000	21,500	17,700	N/A
Kabale	25,000	28,000	18,000	21,000	N/A	31,296	N/A	9,500	26,000	30,000	N/A	23,600	N/A
Kabong	90,000	25,000	18,000	27,000	N/A	31,296	N/A	16,500	31,000	40,000	N/A	41,300	N/A
Sheema	25,000	25,000	18,000	24,000	N/A	31,296	N/A	16,500	26,000	20,000	N/A	35,400	N/A
Kakumiro	90,000	25,000	18,000	21,000	N/A	31,296	N/A	16,500	26,000	20,000	N/A	23,600	N/A
Kalangala	N/A	25,000	18,000	27,000	N/A	63,144	N/A	16,500	31,000	75,000	N/A	35,400	N/A
Kampala (CBD)	13,000	6,500	18,000	6,000	3,000	10,800	2,000	4,500	6,000	8,000	15,000	7,080	5,000
Kanungu	N/A	25,000	18,000	24,000	N/A	31,296	N/A	16,500	31,000	25,000	N/A	41,300	N/A
Kasese	21,000	25,000	18,000	21,000	3,000	31,296	N/A	14,500	26,000	20,000	N/A	23,600	N/A
Kayunga	21,000	25,000	18,000	18,000	N/A	31,296	N/A	14,500	26,000	15,000	N/A	21,240	N/A
Kiryandongo	33,000	25,000	18,000	21,000	N/A	31,296	N/A	16,500	31,000	15,000	N/A	35,400	N/A
Kisoro	25,000	59,000	18,000	24,000	3,000	31,296	N/A	9,500	31,000	18,000	N/A	35,400	N/A
Kitgum	25,000	26,000	20,000	24,000	3,000	31,296	N/A	9,500	26,000	20,000	N/A	29,500	N/A
Koboko	25,000	28,000	18,000	27,000	N/A	31,296	N/A	16,500	31,000	25,000	N/A	41,300	N/A
Kotido	50,000	25,000	18,000	24,000	N/A	31,296	N/A	16,500	31,000	40,000	N/A	35,400	N/A
Kyenjojo	25,000	25,000	18,000	21,000	3,000	31,296	N/A	14,500	31,000	15,000	N/A	29,500	N/A
Lira	21,000	26,000	18,000	18,000	3,000	31,296	N/A	9,500	26,000	15,000	N/A	21,240	N/A
Lugazi	21,000	15,000	18,000	18,000	3,000	23,760	N/A	9,500	21,000	12,000	N/A	17,700	N/A
Luwero	21,000	20,000	18,000	18,000	N/A	23,760	N/A	9,500	26,000	15,000	N/A	18,880	N/A
Lyantonde	21,000	20,000	20,000	18,000	N/A	31,296	N/A	9,500	26,000	15,000	N/A	29,500	N/A
Masaka	21,000	20,000	18,000	18,000	3,000	23,760	N/A	9,500	26,000	15,000	N/A	18,880	N/A
Masindi	21,000	23,000	18,000	21,000	3,000	23,760	N/A	14,500	26,000	15,000	N/A	21,240	N/A
Mbale	21,000	23,000	18,000	18,000	3,000	23,760	N/A	9,500	26,000	15,000	26,000	18,880	N/A
Mbarara	21,000	25,000	18,000	18,000	3,000	31,296	N/A	9,500	26,000	15,000	33,000	18,880	N/A
Mityana	21,000	15,000	18,000	18,000	3,000	23,760	N/A	14,500	26,000	15,000	N/A	18,880	N/A
Moroto	21,000	25,000	18,000	24,000	N/A	31,296	N/A	16,500	31,000	35,000	N/A	41,300	N/A
Moyo	42,000	25,000	18,000	24,000	N/A	31,296	N/A	16,500	31,000	25,000	N/A	41,300	N/A
Mpigi	21,000	15,000	18,000	18,000	N/A	23,760	N/A	9,500	26,000	15,000	N/A	17,700	N/A
Mubende	21,000	20,000	18,000	18,000	3,000	23,760	N/A	14,500	26,000	15,000	N/A	21,240	N/A
Mukono	14,000	18,000	15,000	9,000	3,000	18,900	N/A	9,500	11,000	15,000	N/A	11,800	N/A
Nakapiripirit	90,000	28,000	18,000	24,000	3,000	31,296	N/A	16,500	31,000	45,000	N/A	41,300	N/A
Nebbi	25,000	28,000	18,000	18,000	N/A	31,296	N/A	14,500	31,000	25,000	N/A	35,400	N/A
Ntungamo	25,000	28,000	18,000	21,000	N/A	31,296	N/A	9,500	26,000	15,000	N/A	21,240	N/A
Paidah	42,000	28,000	20,000	18,000	N/A	31,296	N/A	16,500	31,000	35,000	N/A	41,300	N/A
Pakwach	42,000	28,000	18,000	24,000	N/A	31,296	N/A	14,500	31,000	20,000	N/A	41,300	N/A
Pallisa	25,000	28,000	20,000	21,000	N/A	31,296	N/A	14,500	26,000	20,000	N/A	29,500	N/A
Rakai	25,000	25,000	18,000	21,000	N/A	31,296	N/A	14,500	31,000	15,000	N/A	23,600	N/A
Soroti	21,000	25,000	18,000	18,000	N/A	23,760	N/A	9,500	31,000	15,000	N/A	21,240	N/A
Tororo	21,000	25,000	18,000	18,000	N/A	23,760	N/A	9,500	26,000	15,000	N/A	18,880	N/A
Wakiso	14,000	15,000	15,000	9,000	3,000	18,900	N/A	6,500	21,000	10,000	N/A	11,800	N/A
Yumbe	42,000	28,000	18,000	27,000	N/A	31,296	N/A	16,500	31,000	25,000	N/A	41,300	N/A

The domestic charges above reflect deliveries across selected districts within Uganda. Delivery timelines may vary depending on the destinations

A CONSUMER GUIDE TO PAY TV, POST AND COURIER PRICING

DELIVERY CHARGES FOR POST AND COURIER OPERATORS

DELIVERY DISTRICT/CITY	DOMESTIC DELIVERIES (<1kg)														AVERAGE FEES
	MEWA EXCEL COURIER SERVICES LIMITED	NATION COURIERS	NFT MOBILITY LIMITED	NILESTAR TRADE LINK	OWENZ SAFARIS LIMITED	PEBUU LIMITED	SAFEBODA TECHNOLOGIES (U) LIMITED	SAIL COURIER LIMITED	SGA COURIER UGANDA LIMITED	T.N.T DELIVERIES	VISION COURIER	VUKA AFRICA LIMITED	YellowBIRD		
Adjumani	N/A	23,600	N/A	N/A	15,000	16,000	N/A	50,115	35,000	40,000	21,000	N/A	9,400	25,371	
Agago	N/A	23,600	N/A	N/A	N/A	16,000	N/A	46,965	45,000	40,000	21,000	N/A	9,400	28,823	
Alebong	N/A	29,500	N/A	N/A	N/A	16,000	N/A	43,710	45,000	40,000	21,000	N/A	9,400	32,550	
Arua	N/A	17,700	N/A	8,000	15,000	13,500	N/A	54,420	15,000	26,000	12,000	N/A	9,400	23,735	
Bombo	N/A	11,800	N/A	N/A	N/A	8,500	N/A	19,500	15,000	26,000	10,000	N/A	9,400	16,892	
Bukedea	N/A	14,160	N/A	N/A	N/A	16,000	N/A	29,430	35,000	35,000	12,000	N/A	9,400	24,574	
Bundibugyo	N/A	14,160	N/A	N/A	N/A	16,000	N/A	41,610	30,000	35,000	21,000	N/A	9,400	25,579	
Bushenyi	N/A	23,600	N/A	N/A	N/A	13,500	N/A	36,780	26,000	20,000	21,000	N/A	9,400	21,770	
Busia	N/A	17,700	N/A	N/A	10,000	13,500	N/A	21,975	15,000	26,000	12,000	N/A	9,400	17,504	
Entebbe	N/A	9,440	6,021	N/A	N/A	6,000	36,000	13,500	10,000	35,000	10,000	4,679	5,300	13,207	
Fortportal	N/A	14,160	N/A	N/A	10,000	13,500	N/A	35,310	15,000	26,000	12,000	N/A	9,400	19,021	
Gulu	8,000	14,160	N/A	N/A	10,000	8,500	N/A	37,830	15,000	40,000	12,000	N/A	9,400	18,946	
Hoima	N/A	14,160	N/A	N/A	10,000	13,500	N/A	22,815	20,000	30,000	12,000	N/A	9,400	17,808	
Iganga	N/A	11,800	N/A	N/A	10,000	8,500	N/A	14,310	15,000	20,000	12,000	N/A	9,400	15,443	
Ishaka	N/A	23,600	N/A	N/A	N/A	16,000	N/A	26,500	27,000	40,000	21,000	N/A	9,400	22,471	
Jinja	N/A	11,800	N/A	N/A	10,000	8,500	N/A	16,500	15,000	20,000	12,000	N/A	8,600	14,887	
Kabale	N/A	23,600	N/A	N/A	N/A	8,500	N/A	46,650	20,000	30,000	21,000	N/A	9,400	23,222	
Kabong	N/A	29,500	N/A	N/A	N/A	18,000	N/A	62,610	60,000	40,000	21,000	N/A	9,400	35,038	
Sheema	N/A	23,600	N/A	N/A	N/A	13,500	N/A	33,105	30,000	40,000	21,000	N/A	9,400	24,488	
Kakumiro	N/A	23,600	N/A	N/A	N/A	13,500	N/A	20,610	35,000	30,000	21,000	N/A	9,400	26,532	
Kalangala	N/A	17,700	N/A	N/A	N/A	16,000	N/A	36,500	35,000	30,000	15,000	N/A	9,400	30,043	
Kampala (CBD)	N/A	5,900	3,846	N/A	N/A	5,000	5,000	6,500	10,000	5,000	8,000	3,452	3,300	6,995	
Kanungu	N/A	23,600	N/A	N/A	N/A	16,000	N/A	45,810	45,000	35,000	21,000	N/A	9,400	27,194	
Kasese	N/A	14,160	N/A	N/A	10,000	16,000	N/A	43,080	15,000	35,000	12,000	N/A	9,400	19,891	
Kayunga	N/A	11,800	N/A	N/A	N/A	13,500	N/A	17,250	15,000	30,000	10,000	N/A	8,600	18,512	
Kiryandongo	N/A	17,700	N/A	N/A	N/A	13,500	N/A	25,020	30,000	35,000	12,000	N/A	9,400	23,051	
Kisoro	N/A	23,600	N/A	N/A	N/A	16,000	N/A	52,0							